



MEMORANDUM

TOWN OF PONCE INLET OFFICE OF THE PUBLIC SAFETY DIRECTOR

The Town of Ponce Inlet staff shall be professional, caring, and fair in delivering community excellence while ensuring Ponce Inlet citizens obtain the greatest value for their tax dollar.

To: Michael Disher, Town Manager AICP, Town Manager
From: Daniel Scales, Public Safety Director
Date: February 5, 2025
Subject: January 2025 Fire Department Report

Attached to this memo are the following items.

- Department incident summary for the month of January (with graph)
 - New format for 2025 showing accreditation baseline performance data for in Ponce Inlet responses only
- Incident concentration heat maps
- January fire training summary for the fire department
- Summary of activities from the fire department Office Manager

In January, the Ponce Inlet Fire Department (PIFD) responded to a total of 108 incidents, with 72 of those falling under Emergency Medical Services (EMS). The department transported 59 patients, 12 from within Ponce Inlet and 47 from out-of-district, averaging 1.9 transports per day. Notably, only 1 transport required assistance from an outside agency during this period.

Below are the fire department highlights for January of 2025.

Accreditation Progress

The fire department continued preparing accreditation documentation for submission this summer. Once submitted, the department will be eligible for evaluation by the accrediting body to achieve final accreditation.

Fire Hose Upgrade

The department received a shipment of replacement fire hose, transitioning to a lighter and more maneuverable supply and attack hose. Additionally, the new color scheme for attack lines improves visibility in low-light situations.

Pre-Fire Plan Program

A new digital software program has been implemented, streamlining the creation and maintenance of pre-fire plans. These plans enhance firefighter safety by providing critical information on building layouts, hazardous materials, hydrant locations and access points during emergencies. The system will also be shared with neighboring fire departments to improve coordination and operational effectiveness. Regular updates are essential to maintain compliance with accreditation requirements and ISO scoring.

Aerial Apparatus Update

Chief Landreville collaborated with the new aerial apparatus vendor to finalize equipment and features for the Quint. Delivery of the new truck is expected in February.

AED Maintenance

The department performed maintenance on all Automated External Defibrillators (AEDs) in town buildings and vehicles, ensuring this critical life-saving equipment is operational and performing at peak levels.

Fire Department turnout data is included with the other call related information. The fire department's goal is to have the 90th percentile time for both medical and fire calls meet the NFPA standards. In January, the fire department met the 90th percentile for fire responses. The 90th percentile for fire department EMS responses for January was close to the NFPA standard.

To provide the public with more fire department response data, we are including hyperlinks to heat maps of the various fire department responses. The intent of the heat maps is to demonstrate concentrations of calls within the community. This is a requirement of the accreditation process. Links to the heat maps can also be found on the Town's website under the fire department section.

NOTE: Each map link will launch in an individual web browser.

Link to Ponce Inlet's January fire department call responses:

https://app.mapline.com/map/map_61025dd/Qz9OPxUUPz8UPz8UPmgUTz86dD99Pz8UPz83PwJtPz8uP15bPy

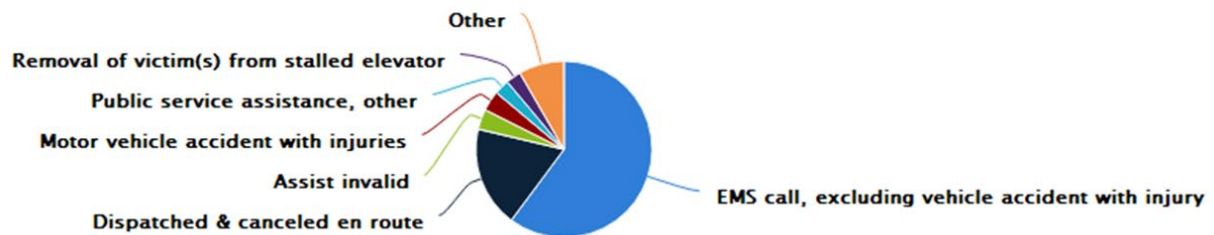
Link to Ponce Inlet's January EMS call type responses:

https://app.mapline.com/map/map_7a193e83/PR4UbT8cR3ULZTVLPz8UND8hP1RXGlgUJVcUP1klPz8LFCN2LT

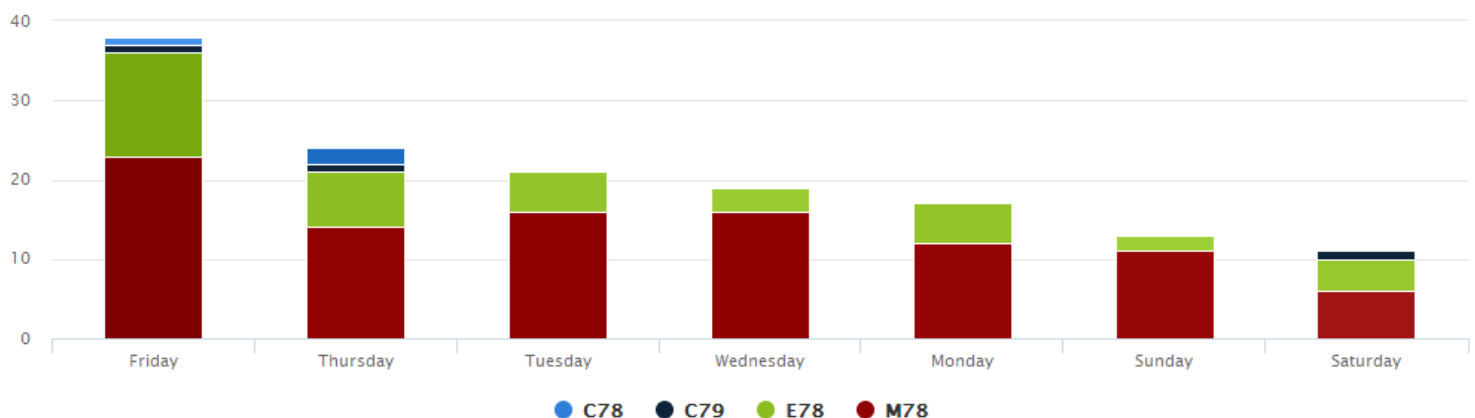
Link to Ponce Inlet's January fire call type responses:

https://app.mapline.com/map/map_a6d0be7/P2YUYwkbGj8ETT85LkIUZD9YPz87Pz8oPzgUPz9KGGEUJz8UPz

Incident Counts by Type



Incident Counts by Day of Week



Ponce Inlet Fire Department All Incident Summary

January 1 through January 31, 2025

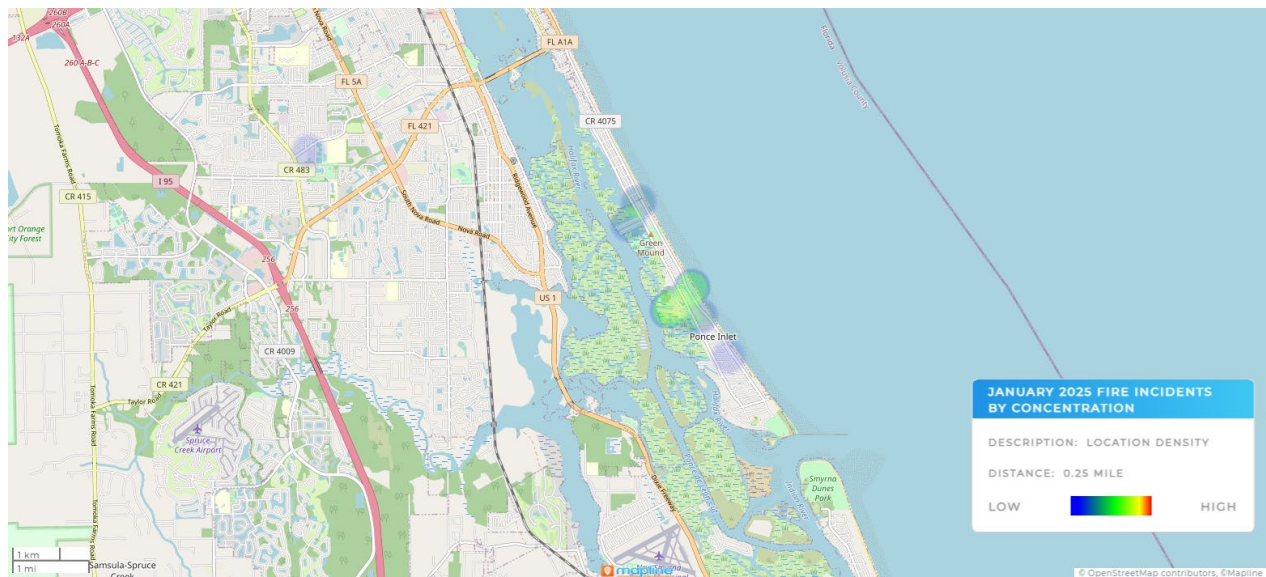
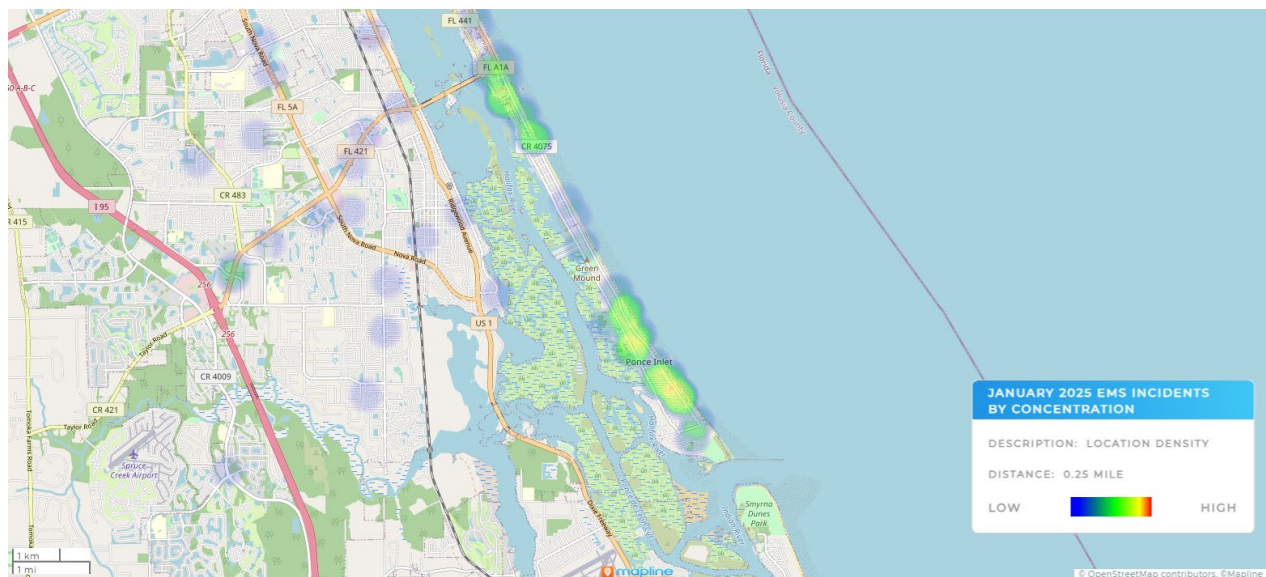
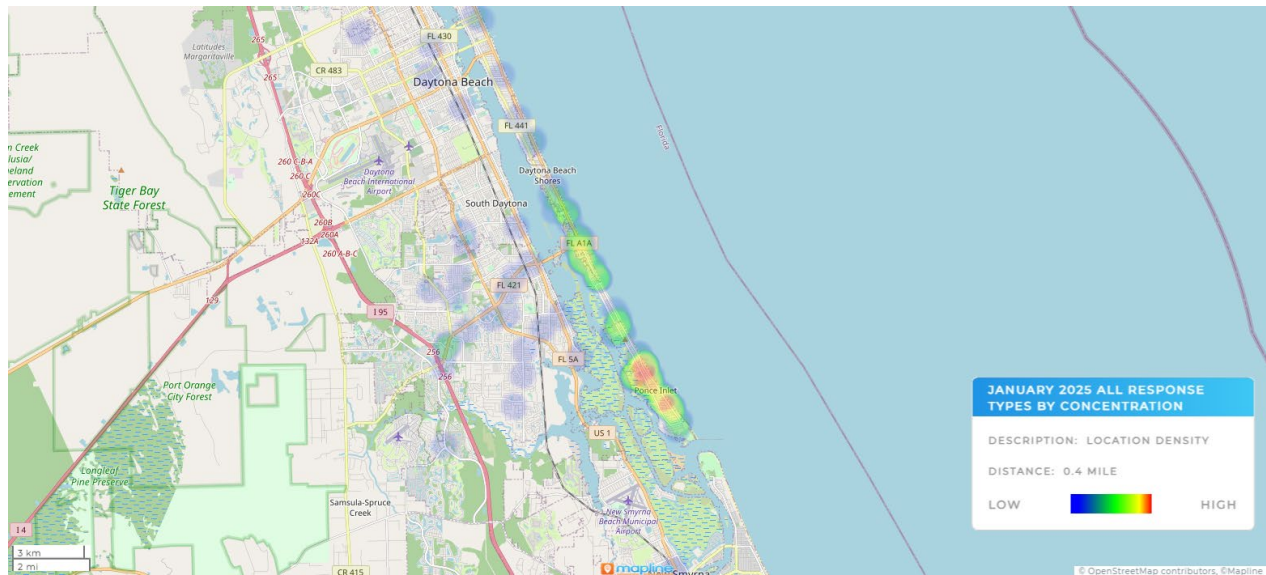
Total Monthly Department Responses	108
Fire Incident Types	36
EMS Incident Types	72
Average Response per 24hr Shift for January	3.5
Total Response for Year-to-Date	108
Average Response per 24hr Shift Year-to-Date	3.5

Fire Service Incident Types	
Hazardous Conditions/No Fire	2
Service Call	7
Good Intent	22
False Alarm	5
Miscellaneous	0
Fire	0

Unit Turnout Time Analysis	
	Reaction Time
Medical	
Average	48 Secs
Lowest	00 Secs
Highest	196 Secs
90th Percentile	90 Secs
Fire	
Average	39 Secs
Lowest	00 Secs
Highest	70 Secs
90th Percentile	62 Secs
Reaction Time - time from dispatch notification to time unit goes enroute	
NFPA 1710 Recommends 60 secs reaction time for 90% of EMS incidents	
NFPA 1710 Recommends 80 secs reaction time for 90% of fire service incidents	

Response Time Analysis	
	Response Time
Medical	
Average	03:14 Mins
Lowest	03:36 Mins
Highest	08:22 Mins
90th Percentile	05:36 Mins
Fire	
Average	02:51 Mins
Lowest	02:51 Mins
Highest	5:23 Mins
90th	04:45 Mins

EMS Incidents and Transports	
Transports	59
Non-transports	13
<i>Transports Originating Within Ponce Inlet</i>	12
<i>Transports Originating Outside of Ponce Inlet</i>	47
<i>In-District Transport Assisted by Outside Agency (not included transport totals)</i>	
Ponce Inlet Transporting from In-District	0
Ponce Inlet Transporting from Out-of-District	1
<i>Transport Destinations</i>	
Halifax Port Orange	29
Halifax Daytona	14
Advent Daytona	11
Advent Port Orange	4
Advent New Smyrna Beach	1
<i>Total EMS Transports Year-to-Date</i>	
In-District Transports	12
Out of District Transports	47
Average Transports per 24hr Shift for January	1.9
Average Transports per 24hr Shit Year-to-date	1.9



Baseline Performance Tables - For In-district Responses Only*

(Low Risk) (Fire Suppression) 90th Percentile Times Baseline Performance (all times min:sec)			January					
Alarm Handling	Pick-up to Dispatch	Urban	02:08					
Turnout Time	Turnout Time 1st Unit	Urban	00:42					
Travel Time	Travel Time 1st Unit Distribution	Urban	06:30					
Total Response Time	Total Response Time 1st Unit on Scene Distribution	Urban	08:50					
			n=6					

(Medium Risk) (Fire Suppression) 90th Percentile Times Baseline Performance (all times min:sec)			January					
Alarm Handling	Pick-up to Dispatch	Urban	00:42					
Turnout Time	Turnout Time 1st Unit	Urban	00:54					
Travel Time	Travel Time 1st Unit Distribution	Urban	05:24					
	Travel Time ERF Concentration	Urban	05:24					
Total Response Time	Total Response Time 1st Unit on Scene Distribution	Urban	06:18					
			N=4					
	Total Response Time ERF on Scene Concentration	Urban	NA					
			NA					

(Medium Risk) (EMS) 90th Percentile Times Baseline Performance (all times min:sec)			January				
Alarm Handling	Pick-up to Dispatch	Urban	2:07				
Turnout Time	Turnout Time 1st Unit	Urban	0:52				
Travel Time	Travel Time 1st Unit Distribution	Urban	3:51				
Total Response Time	Total Response Time 1st Unit on Scene Distribution	Urban	6:15				
			N=5				

(High Risk) (EMS) 90th Percentile Times Baseline Performance (all times min:sec)			January				
Alarm Handling	Pick-up to Dispatch	Urban	2:07				
Turnout Time	Turnout Time 1st Unit	Urban	0:52				
Travel Time	Travel Time 1st Unit Distribution	Urban	5:58				
Total Response Time	Total Response Time 1st Unit on Scene Distribution	Urban	7:29				
			N=5				

*The value "N" represents the number of incidents evaluated for each discipline. Incident types that occur less than ten (10) times during the reporting period are considered statistically insignificant and will not be calculated as part of the department's official dataset. However, these incidents are still included in the report to ensure transparency, identify emerging trends, and provide a complete record of all response activities. While they may not significantly impact overall statistical analysis, tracking these lower-frequency incidents allows the department to monitor risks that could inform future operational planning and resource allocation.

Completions - Aggregated

Type:
Completions - Aggregated
Run Date:
Feb 3, 2025 11:21 AM
Shared with:
Not Shared
Filters:
Users: 13 selected
Type: All Assignments
Completion Date Range: From 01/01/2025 To 01/31/2025
User Status: Active, Offline

First Name	Last Name	Completions	Duration (hours)
Andy	Inman	124	99.5
Bo	Godawa	64	60.25
Branden	Garcia	98	72
Crystal	Austell	66	53.75
Eric	Baxa-Breedlove	68	81
Gage	Kananen	75	74
Igor	Kojadinovic	84	69
Jeff	Lord	42	39
John	Juliano	68	58.75
Juan	Abad	65	49
Ray	Reneker	129	113.5
Ryan	Burke	89	62.25
Steven	Tornelli	91	71.75



MEMORANDUM

TOWN OF PONCE INLET

FIRE DEPARTMENT

The Town of Ponce Inlet staff shall be professional, caring, and fair in delivering community excellence while ensuring Ponce Inlet citizens obtain the greatest value for their tax dollar.

To: Dan Scales, Public Safety Director

From: Becky Hugler, FD Office Manager/Website Administrator/PIO

Date: February 3, 2025

Subject: Monthly Report for January 2025

Here are the duties I performed for the following positions: Fire Department Office Manager, Website Administrator and Public Information Officer for the month of January 2025.

FD Office Manager:

- Completed Payroll for 15 employees
- Processed invoices/POs for the Fire Department and Parks/Rec Department; scanned all documentation for purchase orders into Tyler Content Management; monitored all office managers' purchase order entries weekly
- Trained with Julie (Museum Coordinator) to process purchase orders and invoices
- Sent Lt Mead all DL numbers for crew for expiration verification
- Filled 52 shifts for crew members
- Class A Uniforms received and distributed for all crew members
- Worked on Accreditation
- Organized the new storage room on admin side
- Conducted 2 interviews with Chief Landreville for firefighters
- Assisted crew with their timesheets
- Organized and set up Volusia County Fire Chiefs lunch in Ponce Inlet
- Attended Officers meeting here in the station

Website Administrator:

- Posted all department monthly reports; checked and corrected ADA compliance as needed
- Sent out 6 emails to town subscribers and updated the Town Calendar and Alerts
- Updated Pages- Calendar, Online Building Permits
- Events added-Hazardous Waste & Shredding

Top 5 Pages Visited on the Town of Ponce Inlet Website for January 2025:

1. Court Reservation System
2. Building Permitting
3. Job Openings
4. Facilities
5. Calender

Public Information Officer:

- Monitored and posted on the town's Facebook and Nextdoor accounts, covering: Racing's North Turn Legends Parade, FDEM program Elevate Florida, extreme cold weather alerts, Hurricane Milton Recovery info, PICCI event info, Employee of the Year winner and nominations, C4pi newsletter, SunPass scam warning, Creating a Firewise Home info, Blood Drive, SBA info, Volusia County press releases, Hiring post, Crosswalk repairs
- Attended Legends Parade Town Ops meeting, town council meeting
- Went live on facebook for the Pacetti Museum grand opening
- Attended PIN meeting at the EOC